

Description

Silicon NPN transistor in a SOT-23 Plastic Package

Applications

General power amplifier and switching application

Features

- Low current
- Low voltage

Symbol	Parameter	Max	Unit
V_{CE0}	collector-emitter voltage	30	V
I_c	collector current (DC)	100	mA

Equivalent Circuit & Pinning



PIN1: Base

PIN 2: Emitter

PIN 3: Collector

hFE Classifications & Marking

h _{FE} Classifications Symbol	A	B	C
h _{FE} Range	110 ~ 220	200 ~ 450	420 ~ 800
Marking	H1J	H1K	H1L

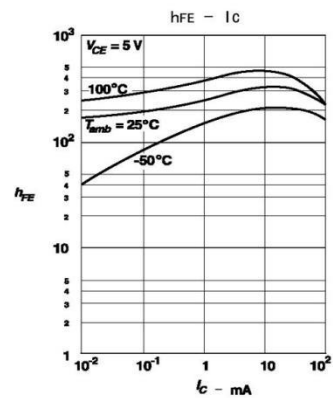
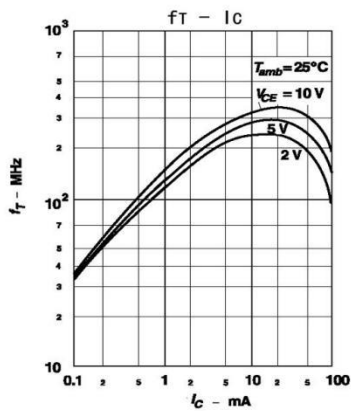
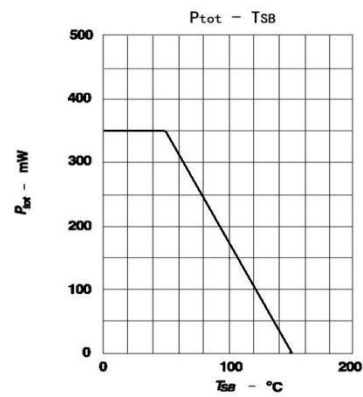
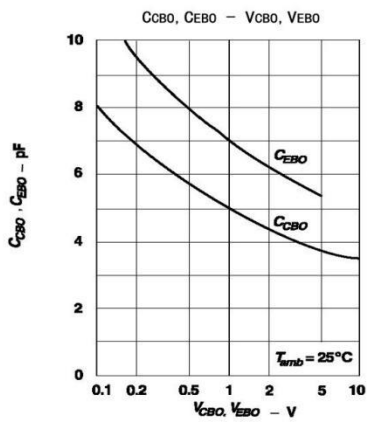
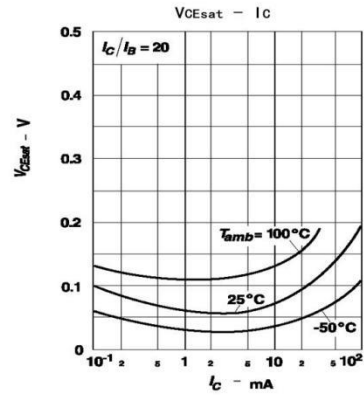
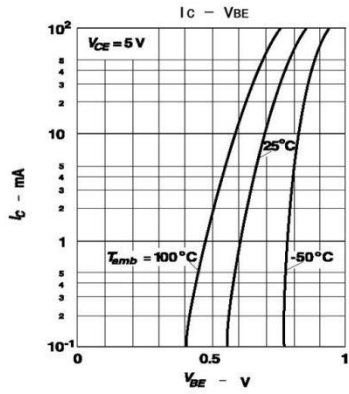
Absolute Maximum Ratings(Ta=25°C)

Parameter	Symbol	Rating	Unit
Collector to Base Voltage	V_{CBO}	30	V
Collector to Emitter Voltage	V_{CEO}	30	V
Emitter to Base Voltage	V_{EBO}	5.0	V
Collector Current	I_C	100	mA
Collector Power Dissipation	P_C	350	mW
Junction Temperature	T_j	150	°C
Storage Temperature Range	T_{stg}	-55~150	°C

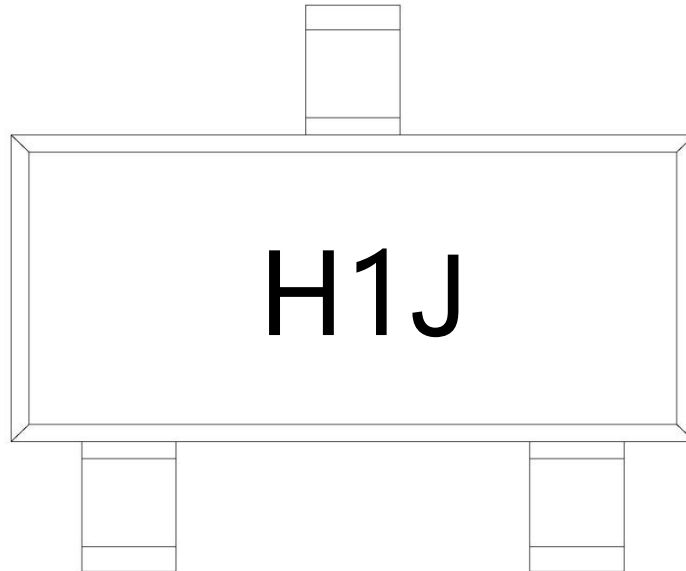
Electrical Characteristics(Ta=25°C)

Parameter	Symbol	Test Conditions	Min	Typ	Max	Unit
Collector Cut-Off Current	I_{CBO}	$V_{CB}=30V$ $I_E=0$			0.015	μA
Collector Cut-Off Current	I_{CEO}	$V_{CE}=25V$ $I_B=0$			1	μA
Emitter Cut-Off Current	I_{EBO}	$V_{EB}=5V$ $I_C=0$			0.05	μA
DC Current Gain	h_{FE}	$V_{CE}=5.0V$ $I_C=2.0mA$	110		800	
Collector to Emitter Saturation Voltage	$V_{CE(sat)(1)}$	$I_C=10mA$ $I_B=0.5mA$		0.09	0.25	V
	$V_{CE(sat)(2)}$	$I_C=100mA$ $I_B=5.0mA$		0.2	0.6	V
Base to Emitter Saturation Voltage	$V_{BE(sat)(1)}$	$I_C=10mA$ $I_B=0.5mA$		0.7		V
	$V_{BE(sat)(2)}$	$I_C=100mA$ $I_B=5.0mA$		0.9		V
Base to Emitter Voltage	$V_{BE(1)}$	$V_{CE}=5.0V$ $I_C=2.0mA$	0.58		0.7	V
	$V_{BE(2)}$	$V_{CE}=5.0V$ $I_C=10mA$			0.75	V
Transition Frequency	f_T	$V_{CE}=5.0V$ $I_C=10mA$ $f=100MHz$		300		MHz
Collector Output Capacitance	C_{ob}	$V_{CB}=10V$ $I_E=0$ $f=1.0MHz$		2.5	4.5	pF
Noise Figure	NF	$V_{CE}=6.0V$ $I_C=0.1mA$ $R_g=10K\Omega$ $f=1.0KHz$		1.0	10	dB

Electrical Characteristic Curve



Marking Instructions



Note:

- H: Company Code.
- 1J: Product Type Code

h_{FE} Classifications Symbol	A	B	C
h_{FE} Range	110 ~ 220	200 ~ 450	420 ~ 800
Marking	H1J	H1K	H1L

Packaging SPEC.

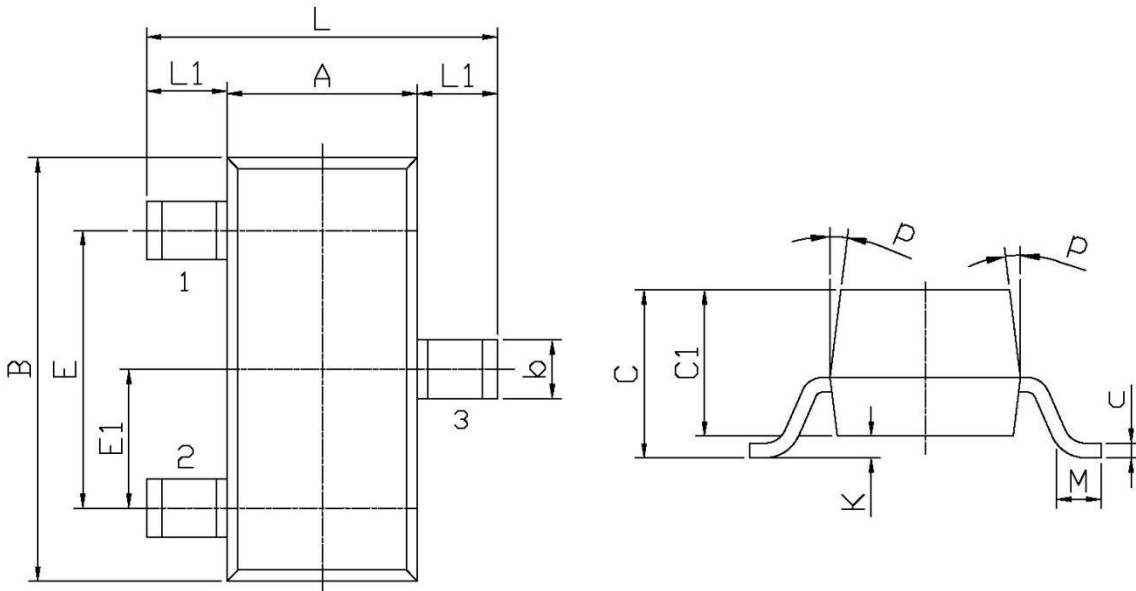
REEL INFORMATION

Package Type	Units					Dimension (unit: mm ³)		
	Units/Reel	Reels/Inner Box	Units/Inner Box	Inner Boxes/Outer Box	Units/Outer Box	Reel	Inner Box	Outer Box
SOT-23	3,000	10	30,000	6	180,000	7" x8	180x120x180	390x385x205

Package Outline Dimensions

SOT-23

单位: mm



Symbol	Dimensions In Millimeters		Symbol	Dimensions In Millimeters	
	Min	Max		Min	Max
L	2.2	2.7	C	1.30Max	
L1	0.45	0.65	C1	0.90	1.20
A	1.15	1.50	c	0.05	0.20
B	2.70	3.10	K	0	0.10
E	1.70	2.10	M	0.20MIN	
E1	0.85	1.05	P	7°	
b	0.35	0.55			