

Descriptions

Silicon NPN transistor in a TO-92 Plastic Package

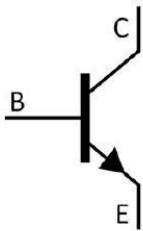
Features

Complementary pair with KSA733

Applications

- Audio frequency amplifier
- High frequency OSC

Equivalent Circuit & Pinning



PIN1: Collector

PIN 2: Base

PIN 3: Emitter

hFE Classifications & Marking

h _{FE} Classifications Symbol	O	Y	G	L
h _{FE} Range	70~140	120~240	200~400	350~700

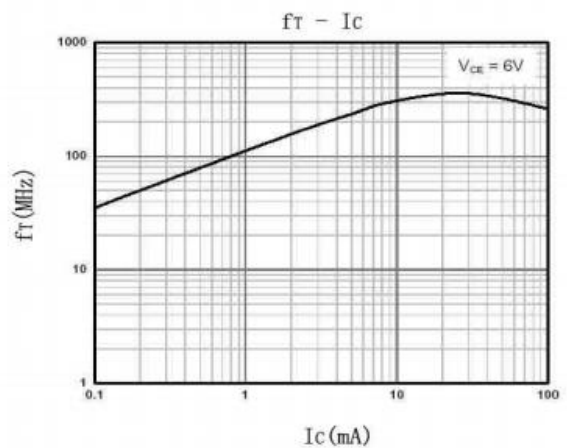
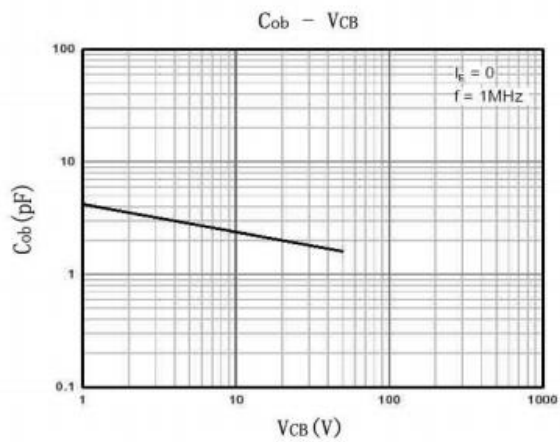
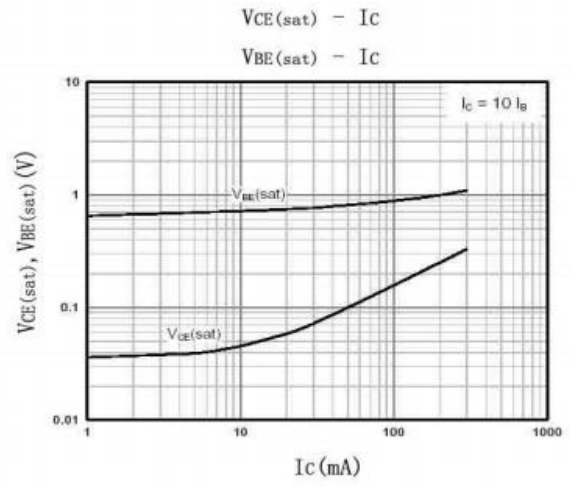
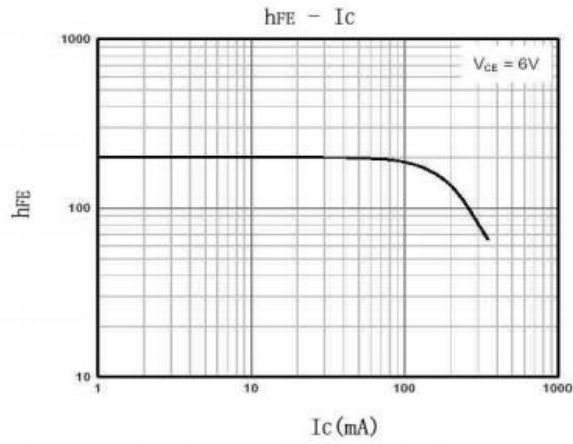
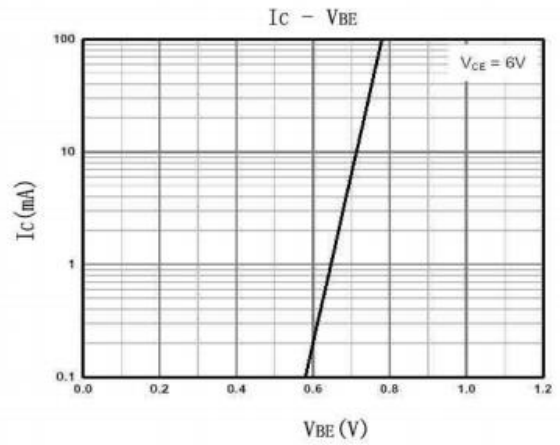
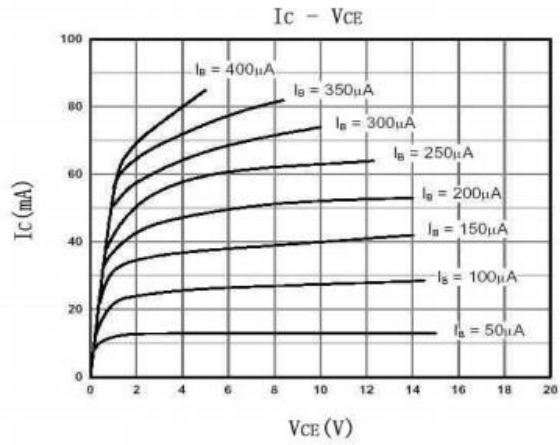
Absolute Maximum Ratings(Ta=25°C)

Parameter	Symbol	Rating	Unit
Collector to Base Voltage	V_{CBO}	60	V
Collector to Emitter Voltage	V_{CEO}	50	V
Emitter to Base Voltage	V_{EBO}	5.0	V
Collector Current - Continuous	I_C	150	mA
Collector Power Dissipation	P_C	250	mW
Junction Temperature	T_j	150	°C
Storage Temperature Range	T_{stg}	-55~150	°C

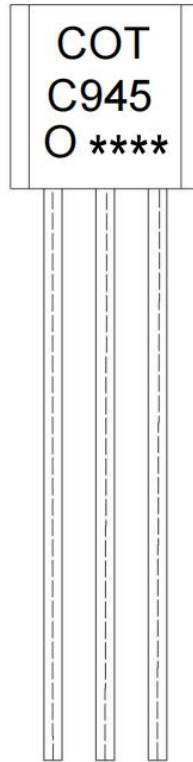
Electrical Characteristics(Ta=25°C)

Parameter	Symbol	Test Conditions	Min	Typ	Max	Unit
Collector to Base Breakdown Voltage	V_{CBO}	$I_C=100\mu A$ $I_E=0$	60			V
Collector to Emitter Breakdown Voltage	V_{CEO}	$I_C=10mA$ $I_B=0$	50			V
Emitter to Base Breakdown Voltage	V_{EBO}	$I_E=-10\mu A$ $I_C=0$	5.0			V
Collector Cut-Off Current	I_{CBO}	$V_{CB}=40V$ $I_E=0$			0.1	μA
Emitter Cut-Off Current	I_{EBO}	$V_{EB}=3.0V$ $I_C=0$			0.1	μA
DC Current Gain	h_{FE}	$V_{CE}=6.0V$ $I_C=1.0mA$	70		700	
Collector-Emitter Saturation Voltage	$V_{CE(sat)}$	$I_C=100mA$ $I_B=10mA$		0.15	0.3	V
Transition Frequency	f_T	$V_{CE}=6.0V$ $I_C=10mA$		300		MHz
Collector Output Capacitance	C_{ob}	$V_{CB}=6.0V$ $I_E=0$ $f=1.0MHz$		2.5		pF
Noise Figure	NF	$V_{CE}=6.0V$ $I_E=-0.5mA$ $f=1.0KHz$ $R_S=500\Omega$		4.0		dB

Electrical Characteristic Curve



Marking Instructions



Note:

- COT: Company Code.
- C945: Product Type Code.
- O: hFE Classifications Symbol.
- ****: Lot No. Code, code change with Lot No.

hFE Classifications Symbol	O	Y	G	L
hFE Range	70~140	120~240	200~400	350~700

Packaging SPEC

BULK

Package Type	Units					Dimension (unit: mm3)		
	Units/Bag	Bags/Inner Box	Units/Inner Box	Inner Boxes/Outer Box	Units/Outer Box	Bag	Inner Box	Outer Box
TO-92	1,000	10	10,000	5	50,000	135×190	237×172×102	560×245×195
	1,000	10	10,000	10	100,000	135×190	237×172×102	560×245×375

AMMO

Package Type	Units					Dimension (unit: mm3)	
	Units/tape	Tape/Inner Box	Rows/Inner Box	Inner Boxes/Outer Box	Units/Outer Box	Inner Box	Outer Box
TO-92	3,000	1	120	10	30,000	328×230×42	480×346×235, 547×407×268

Package Outline Dimensions

TO-92

Unit: mm

