

Descriptions

Silicon PNP transistor in a SOT-89 Plastic Package

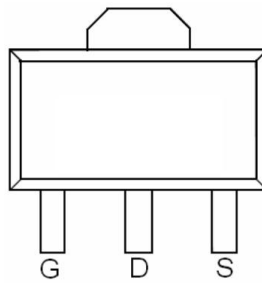
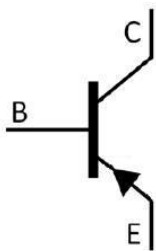
Features

- Small flat package
- Complementary to KTC4376
- Halogen-free product

Applications

High current application.

Equivalent Circuit & Pinning



SOT-89 top view

PIN1: Base

PIN 2: Collector

PIN 3: Emitter

hFE Classifications & Marking

h _{FE} Classifications Symbol	O	Y
h _{FE} Range	100~200	160~320
Marking	HRO	HRY

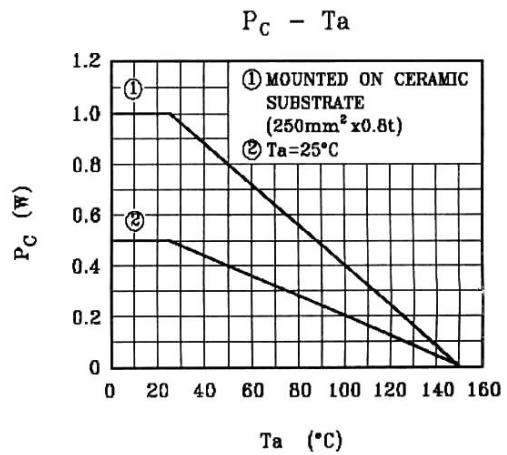
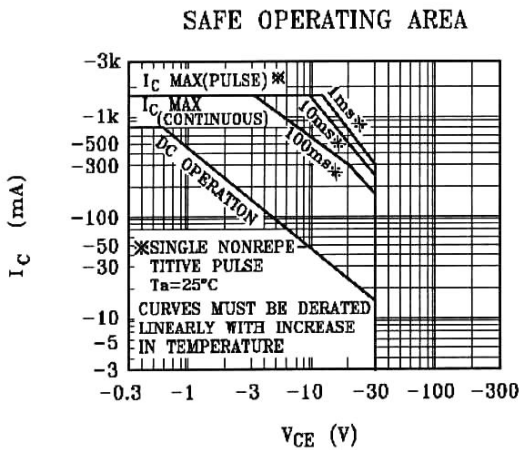
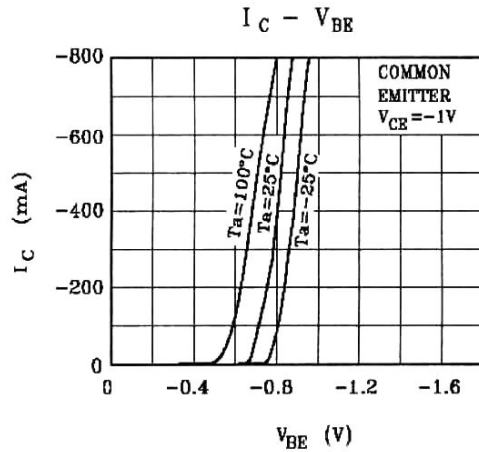
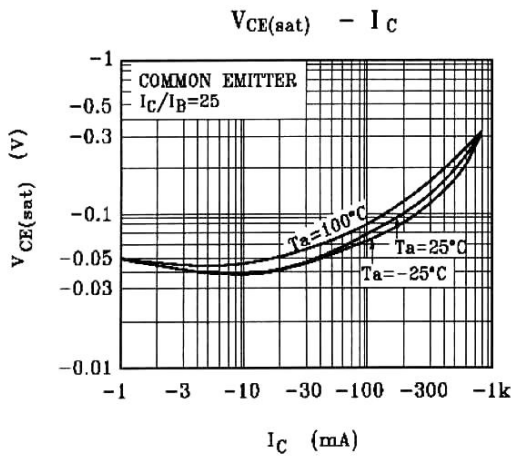
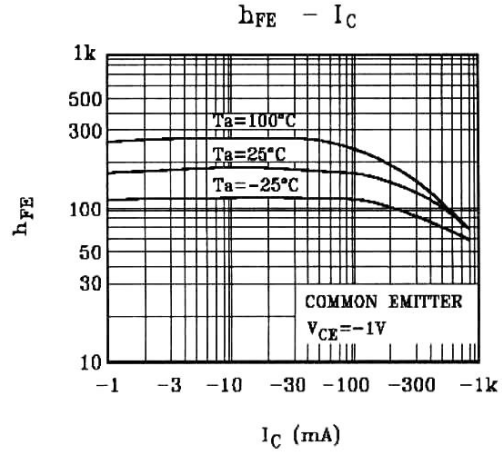
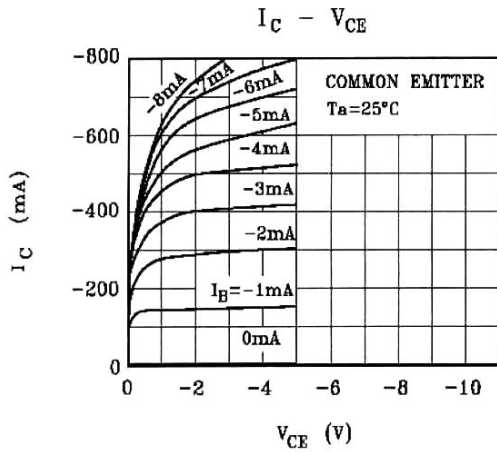
Absolute Maximum Ratings(Ta=25°C)

Parameter	Symbol	Rating	Unit
Collector to Base Voltage	V_{CB0}	-35	V
Collector to Emitter Voltage	V_{CEO}	-30	V
Emitter to Base Voltage	V_{EBO}	-5.0	V
Collector Current - Continuous	I_C	-800	mA
Collector Base – Continuous	I_B	-160	mA
Collector Power Dissipation	P_C	500	mW
Collector Power Dissipation*	* P_C	1.0	W
Junction Temperature	T_j	150	°C
Storage Temperature Range	T_{stg}	-55~150	°C

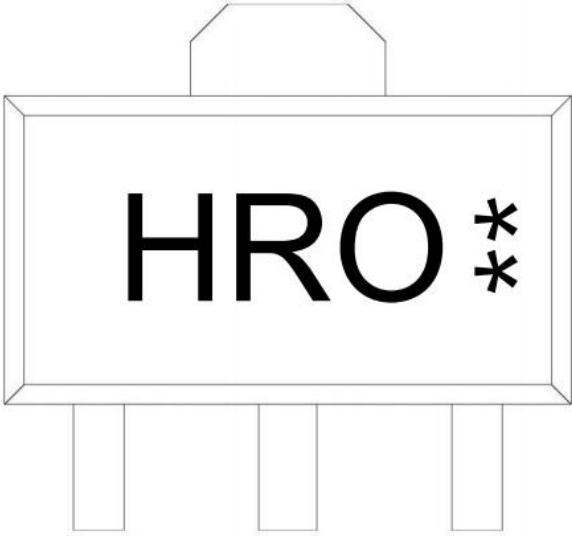
Electrical Characteristics(Ta=25°C)

Parameter	Symbol	Test Conditions	Min	Typ	Max	Unit
Collector to Emitter Breakdown Voltage	V_{CEO}	$I_C=-10mA$ $I_B=0$	-30			V
Collector Cut-Off Current	I_{CBO}	$V_{CB}=-35V$ $I_E=0$			-0.1	μA
Emitter Base Cut-Off Current	I_{EBO}	$V_{EB}=-5.0V$ $I_C=0$			-0.1	μA
DC Current Gain	$h_{FE(1)}$	$V_{CE}=-1.0V$ $I_C=-100mA$	100		320	
	$h_{FE(2)}$	$V_{CE}=-1.0V$ $I_C=-700mA$	35			
Collector to Emitter Saturation Voltage	$V_{CE(sat)}$	$I_C=-500mA$ $I_B=-20mA$			-0.7	V
Base to Emitter Voltage	V_{BE}	$V_{CE}=-1.0V$ $I_C=-10mA$	-0.5		-0.8	V
Transition Frequency	f_T	$V_{CE}=-5.0V$ $I_C=-10mA$		120		MHz
Collector Output Capacitance	C_{ob}	$V_{CB}=-10V$ $f=1.0MHz$ $I_E=0$		19		pF

Electrical Characteristic Curve



Marking Instructions



- ote:
- H: Company Code
- R: Product Type
- O: h_{FE} Classifications Symbol
- ** : Lot No. Code, code change with Lot No

h_{FE} Classifications Symbol	O	Y
h_{FE} Range	100~200	160~320
Marking	HRO	HR Y

Packaging SPEC

REEL INFORMATION

Package Type	Units					Dimension (unit: mm ³)		
	Units/Reel	Reels/Inner Box	Units/Inner Box	Inner Boxes/Outer Box	Units/Outer Box	Reel	Inner Box	Outer Box
SOT-89	1,000	7	7,000	8	56,000	7" ×12	180×120×180	385×257×392

Package Outline Dimensions

SOT-89

单位: mm

